

Fire Safety Checklist for Families

- Test all smoke alarms in your home monthly
- Check expiration dates of every smoke alarm (should be less than 10 years old)
- Create an escape route for each member of your family and make sure to designate a meeting spot
- Have your furnace professionally serviced
- Clean out your dryer vents
- Purchase a fire extinguisher to keep in your kitchen
- Designate a "meeting place" in case there is a fire
- Conduct a home fire drill.



Check Smoke Alarms

January

June

February

July

March

August

April

September

May


October

November


December



Fire Safety Scavenger Hunt for Kids




Smoke alarms make a loud noise




"Stop, drop, and roll" is what you should do if you are on fire

Each person should find 2 ways to escape their bedroom in case of a fire




911 is the number to call if there is an emergency

(use a non-operational phone or gloves to practice)



Fire extinguishers can put out small fires



Your family should have a meeting place